T 1 - 2 = 322,0 mm
T 2 - 3 = 281,9 mm
T 3 - 4 = 296,2 mm

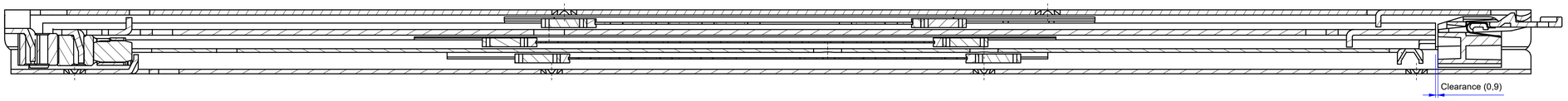

A-A (1 : 1)

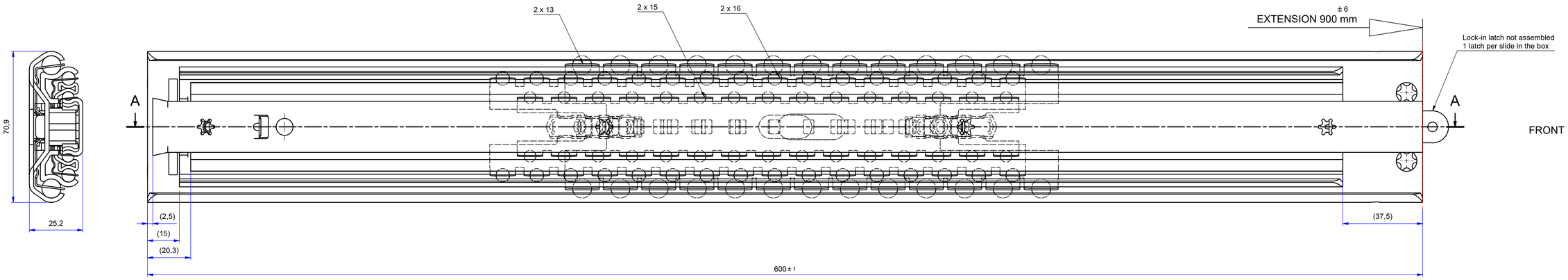

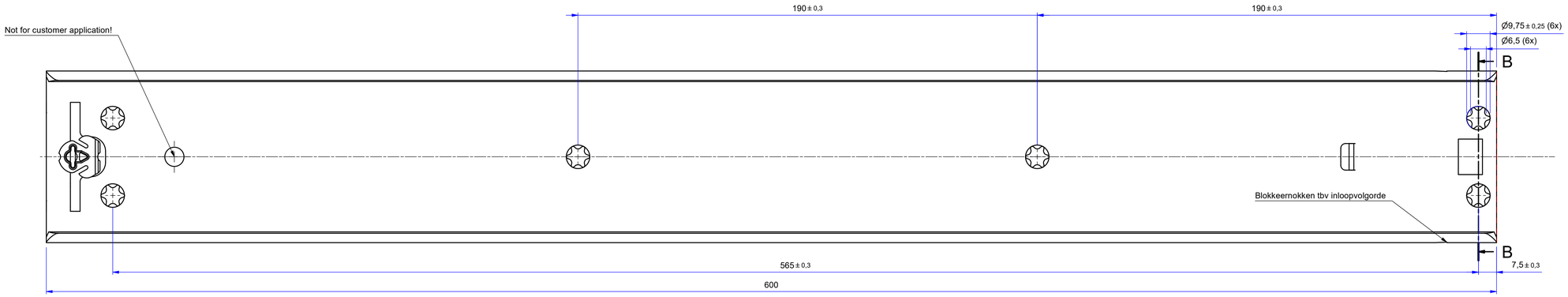

511-11-M35-TA1

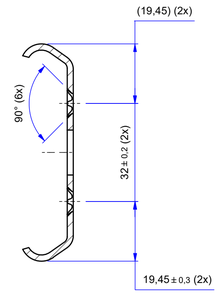

B-B (1 : 1)



514-11-M35-UB3

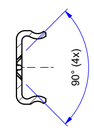

C-C (1 : 1)



Left hand slide = Left hand slide.

Dimensions between marks are guide dimensions.

Thomas Regout Int. B.V. reserves the right to alter non-customer specific specifications without notice.

Released for Production

Rev	Date	Description	Designer
01	29-03-2023	Implemented stopping system S111-11-06 and S111-11-07 to profile 511-11-M35-TA1; changed ball bearing from 51541813V100 to 51541413V100 and 51570114V97.5 to 51572915V97.5	M. Meijers

Designer M. Bulte	Gen.Tol.Dim. ± 0.5	Third angle projection	Material		
Date 8-3-2007	Gen.Tol.Angle ± 0.5		Treatment		
Approver	Gen.Rougness Ra		Draw type Fabrication	Doc.No.	E000146556
Date	Units mm/deg.		Scale 1 : 1	Type / Model No.	E000146556

Description
CONDOR 600.0 / 900.0 (25.1mm)
Released for Production

Format		Item No.	Revision
A1	THOMAS REGOUT INTERNATIONAL B.V.	111-M35	01

© THOMAS REGOUT INTERNATIONAL BV, Industrieweg 40, 6219 NR, Maastricht, The Netherlands, +31 (0)43 351 66 66 All rights are reserved.