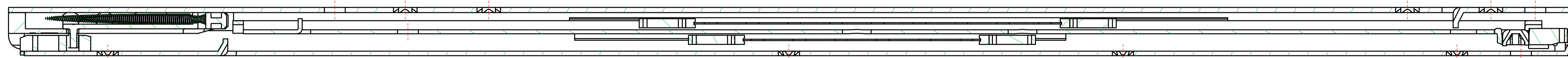
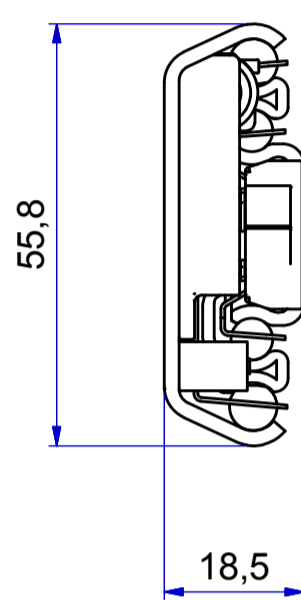
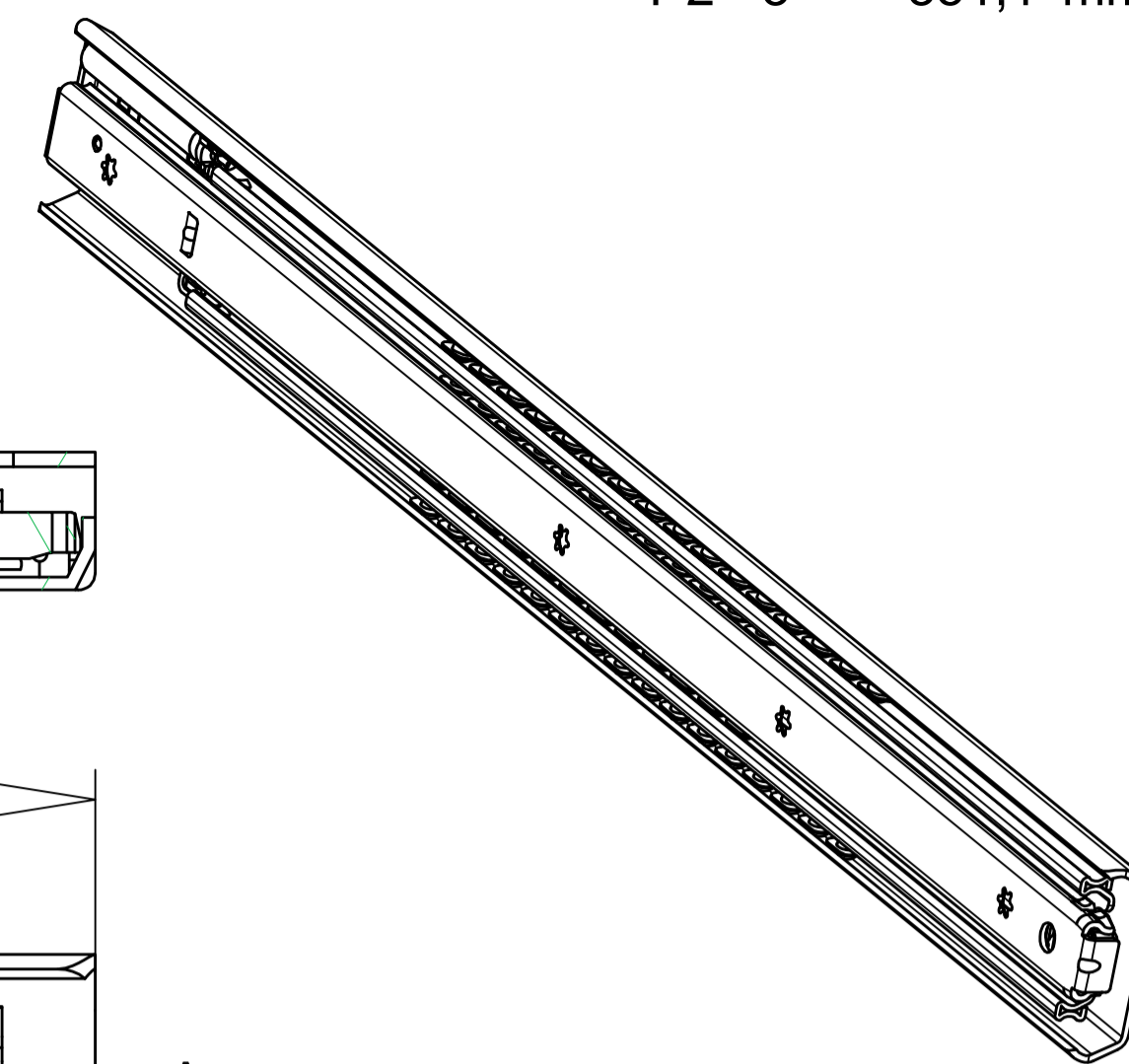


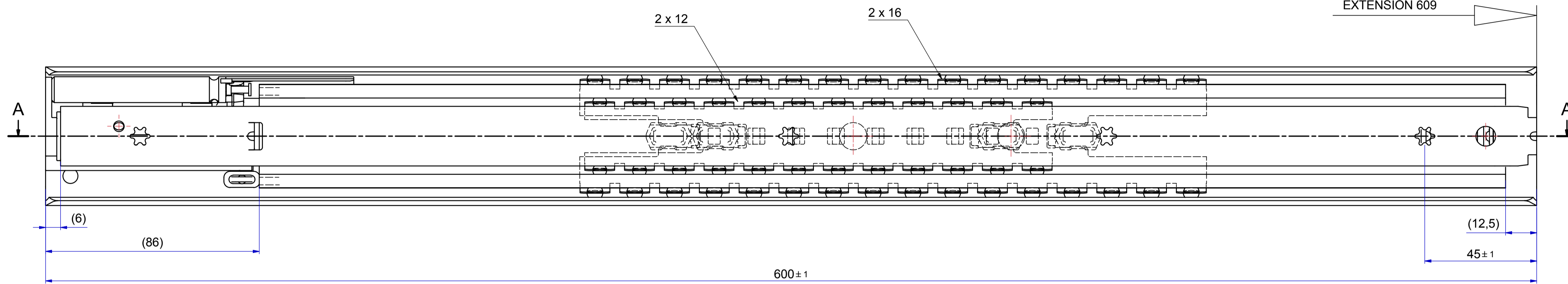
T 1 - 2 = 258,0 mm
T 2 - 3 = 351,1 mm



A-A (1:1)



EXTENSION 609 ±4

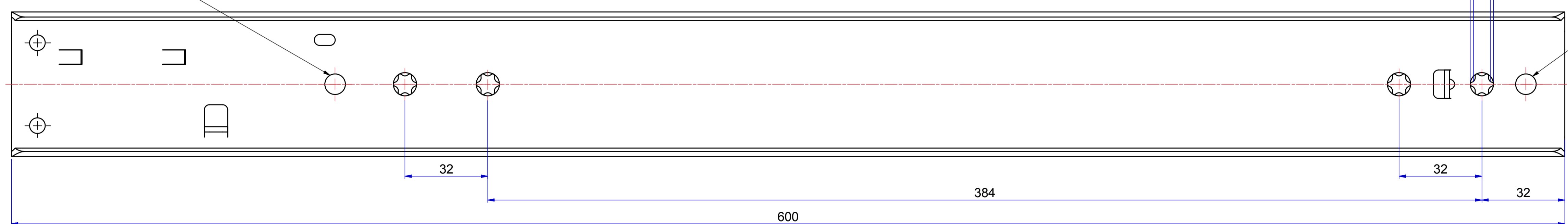


Do not use for customer application!

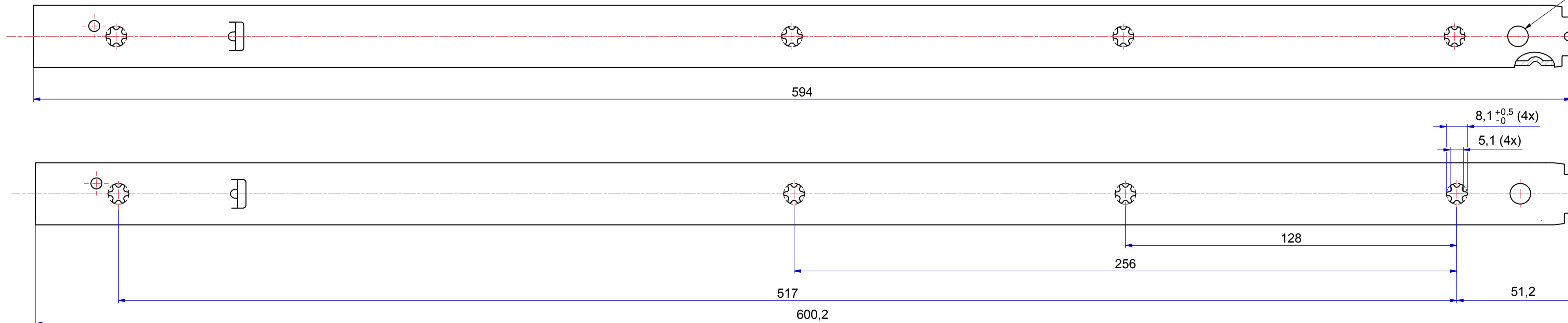
Do not use for customer application!

Do not use for customer application!

511-12-S87-HDB



513-12-S87-UB3



PRODUCTION

Right hand slide = Left hand slide.
Dimensions between marks are guide dimensions.
Thomas Regout Int. B.V. reserves the right to alter non-customer specific specifications without notice.

Designer	M. Mahieu	Gen.Tol.Dim.	± 0,5	Third angle projection	Material
Date	11-10-2011	Gen.Tol.Angle	± 0,5		Treatment
Approver		Gen.Roughness	Ra		Draw type
Date		Units	mm/deg.	Scale	1 : 1
Description				Model No.	E000017400
ULF HD 600.0 / 609.0 (18,5mm)				Released for Production	
Format	A1	THOMAS REGOUT INTERNATIONAL B.V.	Item No.	112-S87	Revision
© THOMAS REGOUT INTERNATIONAL BV, Industrieweg 40, 6219 NR, Maastricht, The Netherlands, +31 (0)43 351 66 66				All rights are reserved.	

1	23-1-2014	Loopwerk aangepast tbv. redesign softclose (zie point13002.doc)	M.Peeters
Re	Date	Description	Designer