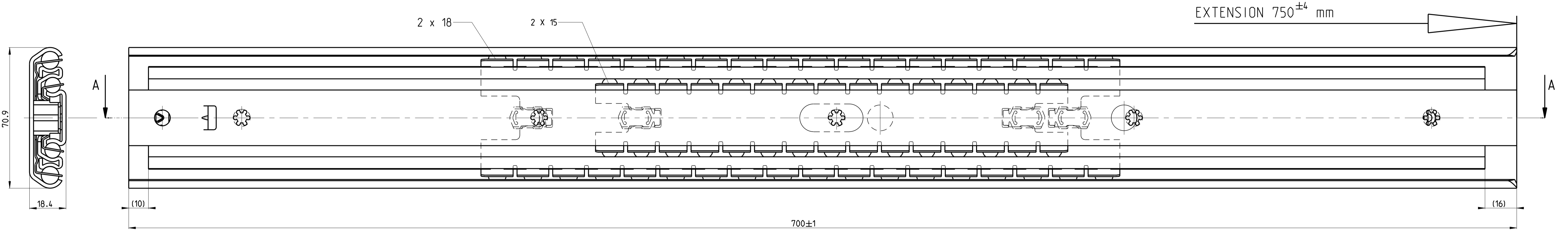
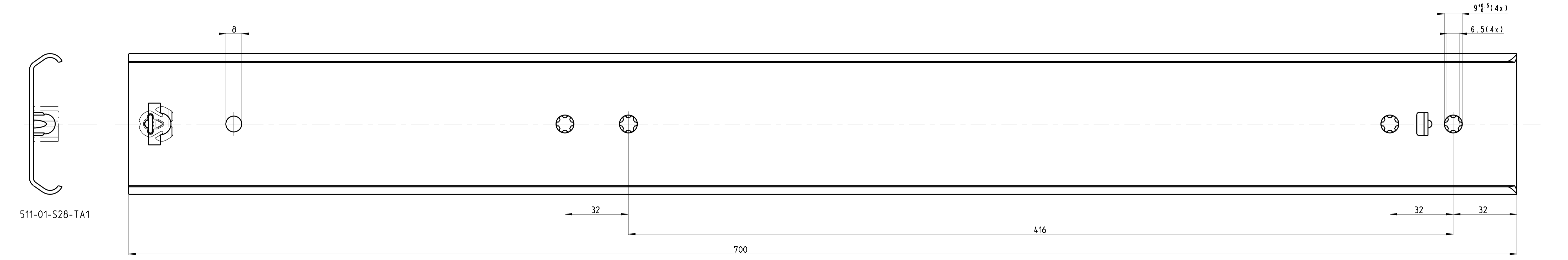


SECTION A-A

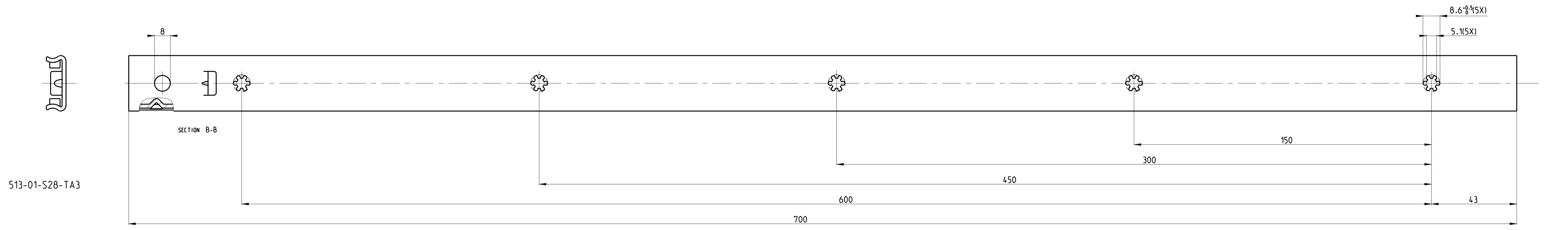
T 1-2 = 336.0
T 2-3 = 414.0



FRONT



511-01-S28-TA1



513-01-S28-TA3

SECTION B-B

PRO/ENGINEER Drawing		Dimensions between marks are guide dimensions.		Thomas Regout Int. B.V. reserves the right to alter non-customer specific specifications without notice.	
Was: - 101-528-03		Tolerances unless otherwise stated ±0.5mm.			
American projection	DIMENSION	mm	MAT.: -	REM.: RIGHT HAND SLIDE = LEFT HAND SLIDE	
	SCALE	1:1			
	DATE	25-08-2011			
	DESIGNER	M. Mahieu	TYPE D		
	CHECKED	-			
TITAN 700.0 / 750.0 (18.5mm)					
THOMAS REGOUT INTERNATIONAL BV				Drw. Nr.	Format.
© Thomas Regout International BV All rights are reserved.				101-S28 _ 00	A1
				Production	

04	-	-	-	05	-	-	-	06	-	-	-	-
01	-	-	-	02	-	-	-	03	-	-	-	-