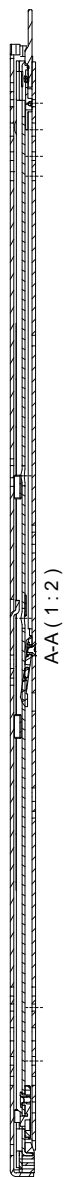
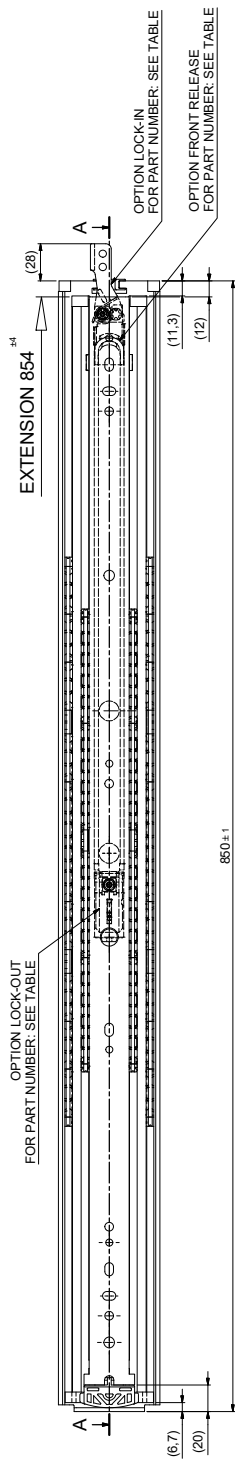


T 1-2 = 399,3
T 2-3 = 454,7



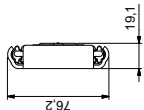
A-A (1:2)



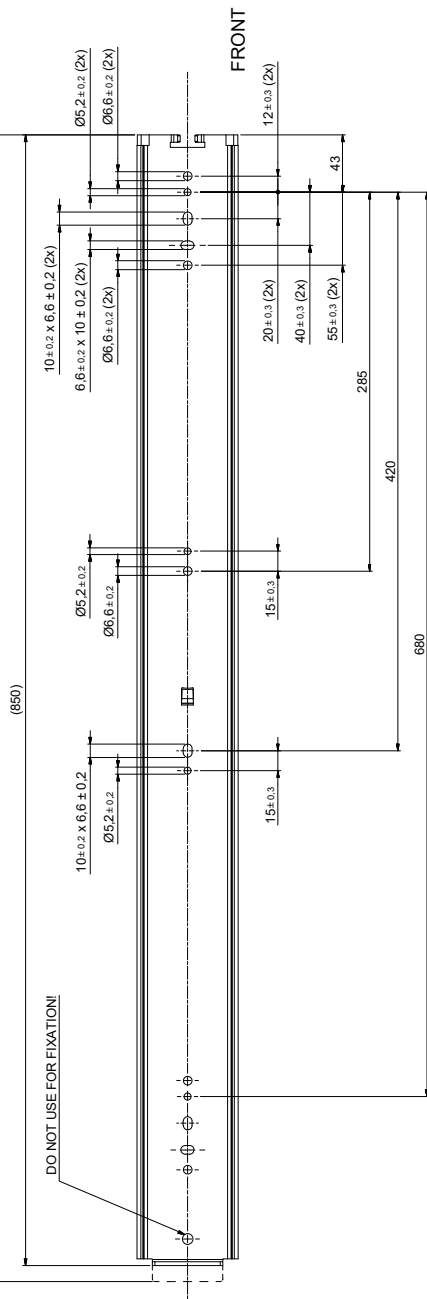
EXTENSION 854

OPTION LOCK-IN
FOR PART NUMBER. SEE TABLE

OPTION FRONT RELEASE
FOR PART NUMBER. SEE TABLE

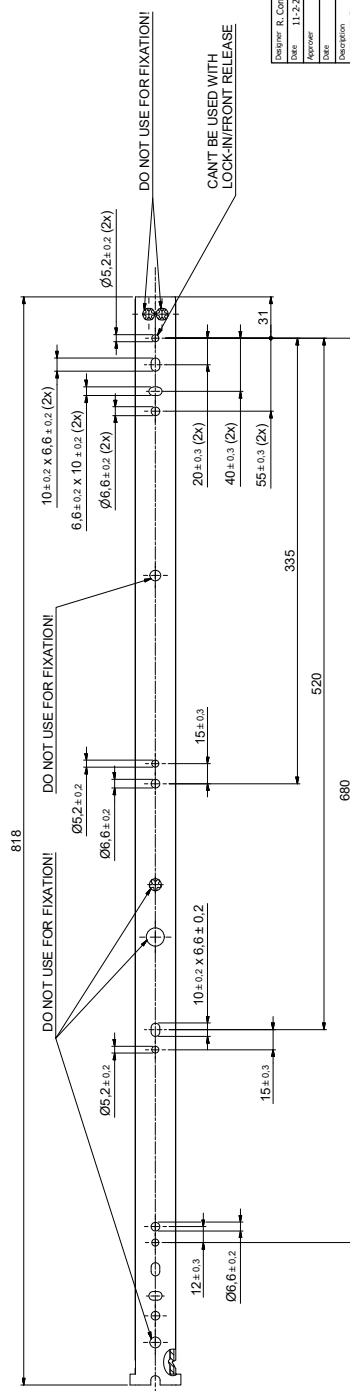


862 (KNIPLÄNGTE)



FRONT

DO NOT USE FOR FIXATION!



DO NOT USE FOR FIXATION!

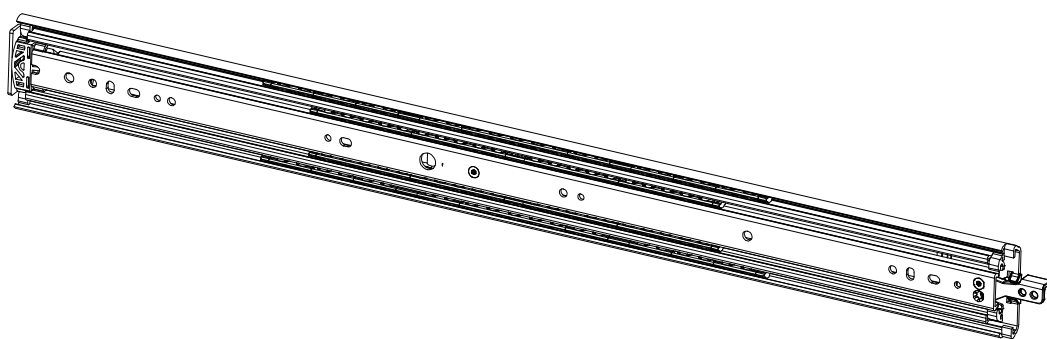
CAN'T BE USED WITH
LOCK-IN/FRONT RELEASE

818

DO NOT USE FOR FIXATION!



513-14-S43-TCS



SLIDE
RIGHT HAND = LEFT HAND
LOCK-IN/FRONT-RELEASE
RIGHT HAND SIDE SHOWN, LEFT HAND SIDE IS MIRRORED

DIMENSIONS BETWEEN MARKS ARE GUIDE DIMENSIONS.
THOMAS REGOUT INT. B.V. RESERVES THE RIGHT TO ALTER
NON-CUSTOMER SPECIFICATIONS WITHOUT NOTICE.

Designer	B. Cornelissen	Gen. Tol. Dim.	± 0.5	Material	
Date	11-2-2021	Gen. Tol. Angl.	± 0.5	Treatment	
Approver		Gen. Angl. Tol.	± 0.5	Drawn by	Fabrication
Date		Units	mm	Scale	1 : 2
Drawn	mmty/deg.			Part No.	E000012757
				Model No.	E000012303

TR7619 850 / 854 (19,1mm)

Part No.	114-543	Released for Production
Version	A1	
LOCK-IN & LOCK-OUT PROFILES TO BE USED	114S43B	
LOCK-IN	114S43A	
STANDARD PART NUMBER	114S43	
THOMAS REGOUT INTERNATIONAL B.V.		
© THOMAS REGOUT INTERNATIONAL B.V., Industrieweg 40, 6219 NK, Maastricht, The Netherlands. T: +31 (0)43 335 4666		All rights reserved.