
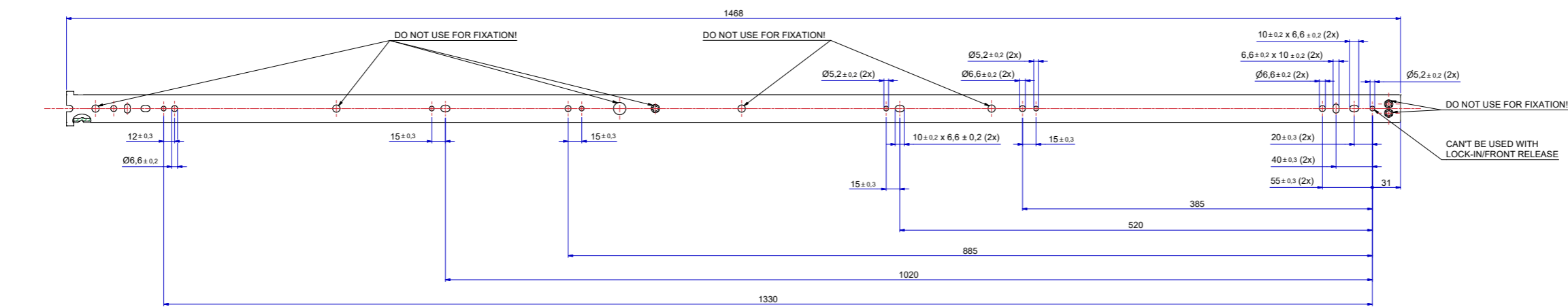
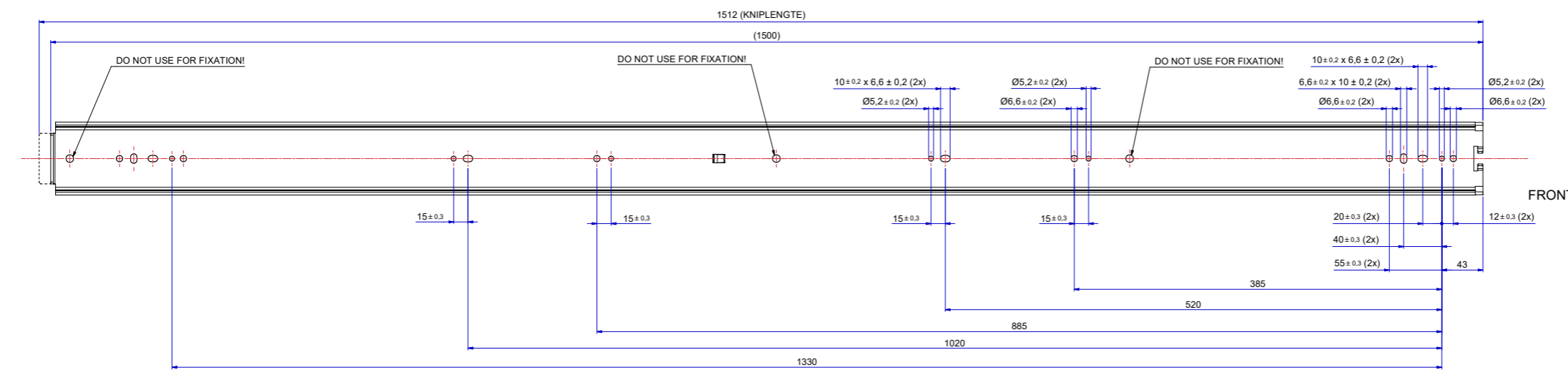
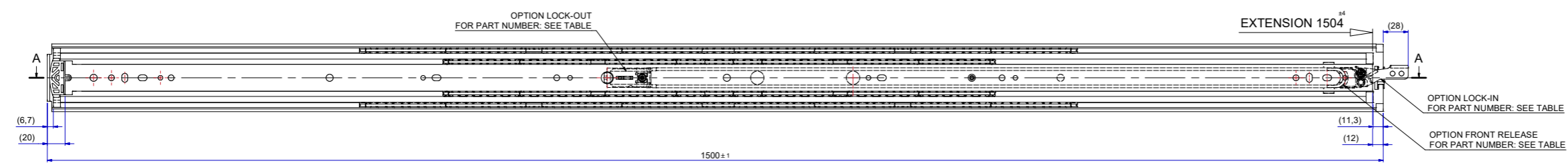
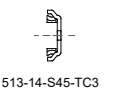
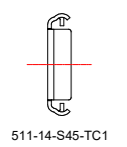
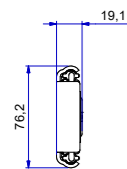
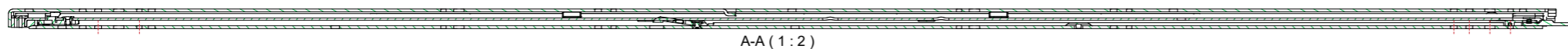


T 1-2 = 671,3  
T 2-3 = 832,7



SLIDE  
RIGHT HAND = LEFT HAND  
LOCK-IN/FRONT-RELEASE  
RIGHT HAND SIDE SHOWN, LEFT HAND SIDE IS MIRRORED

DIMENSIONS BETWEEN MARKS ARE GUIDE DIMENSIONS.  
THOMAS REGOUT INT. B.V. RESERVES THE RIGHT TO ALTER  
NON-CUSTOMER SPECIFIC SPECIFICATIONS WITHOUT NOTICE.

Designer	R. Cornelissen	Gen. Tol. Dim.	± 0,5	Third angle projection	Material
Date	11-2-2021	Gen. Tol. Angle	± 0,5	Treatment	
Approver	Gen. Rougiers	Ra		Draw type	Fabrication
Date		Units	mm/deg.	Scale	1 : 2
Description	TR7619 1500 / 1504 (19,1mm)				
Format	A0	Item No.	114-S45	Released for Production	Revision
Part Number	114S45	Lock-In	114S45A	Lock-Out	114S45B
		Lock-In & Lock-Out & Front-Release	114S45D		