

T 1-2 = 19,894 in
T 2-3 = 23,335 in


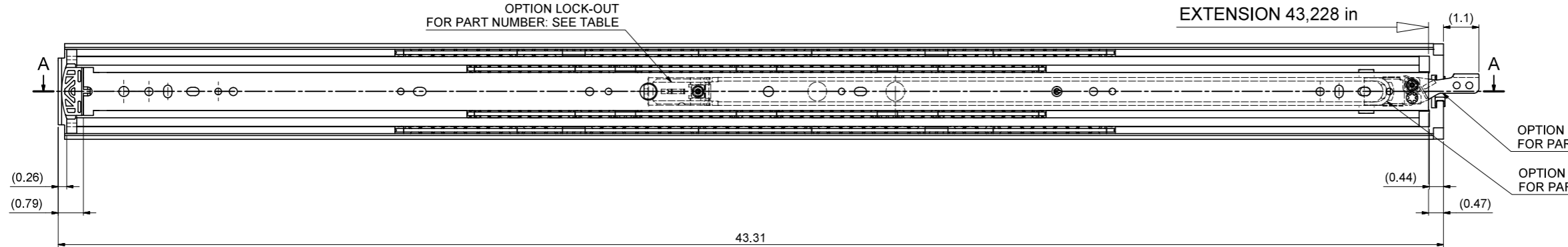
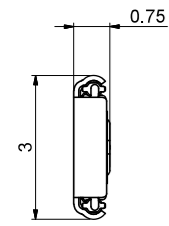
A-A (1:2)

EXTENSION 43,228 in

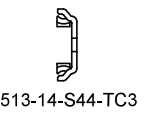
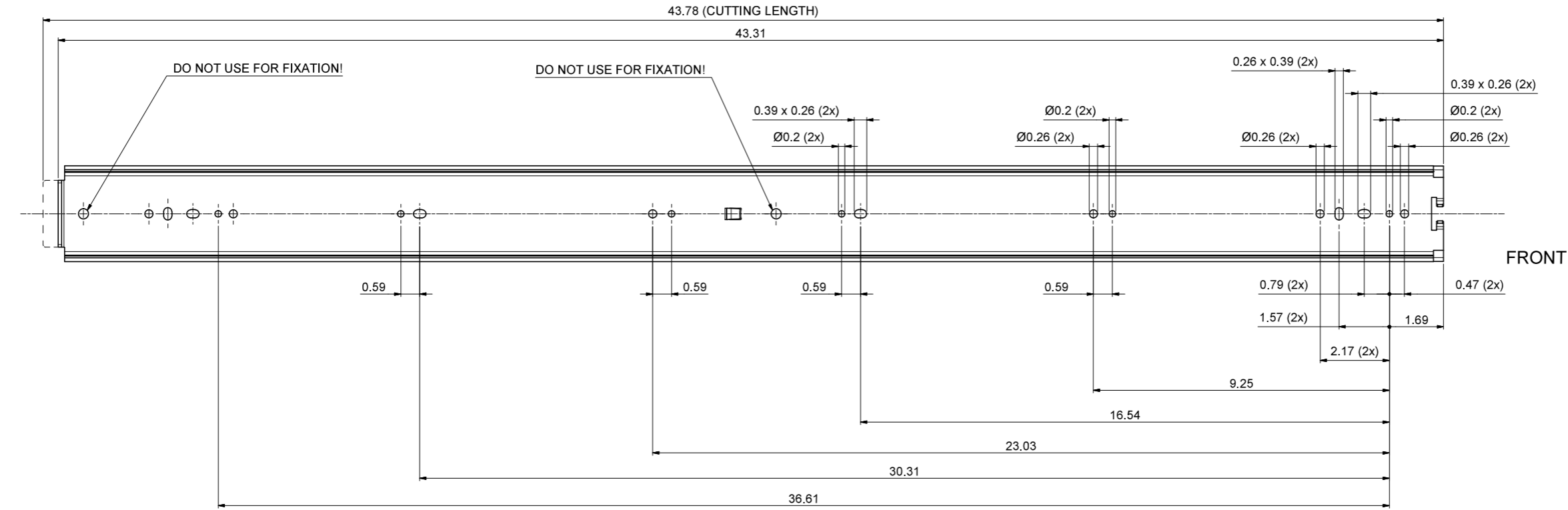
OPTION LOCK-OUT
FOR PART NUMBER: SEE TABLE

OPTION LOCK-IN
FOR PART NUMBER: SEE TABLE

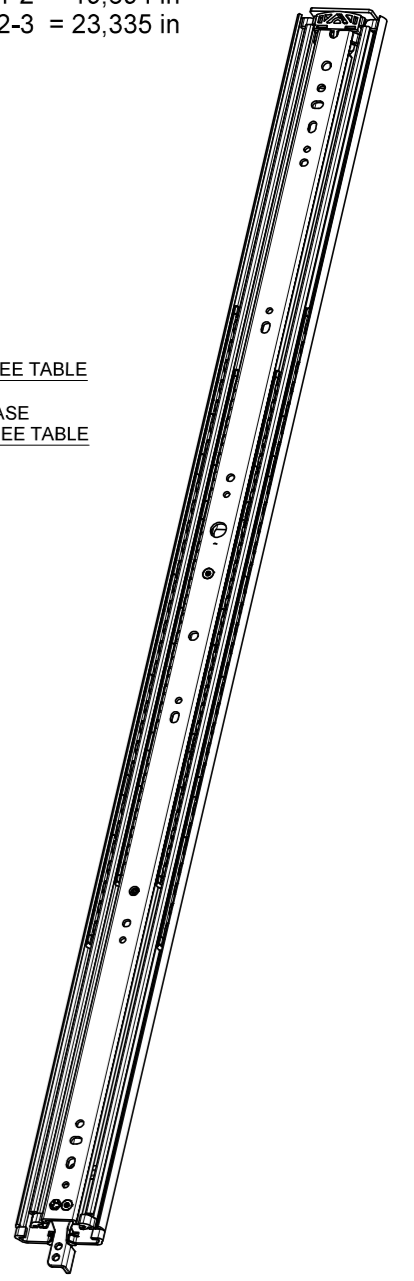
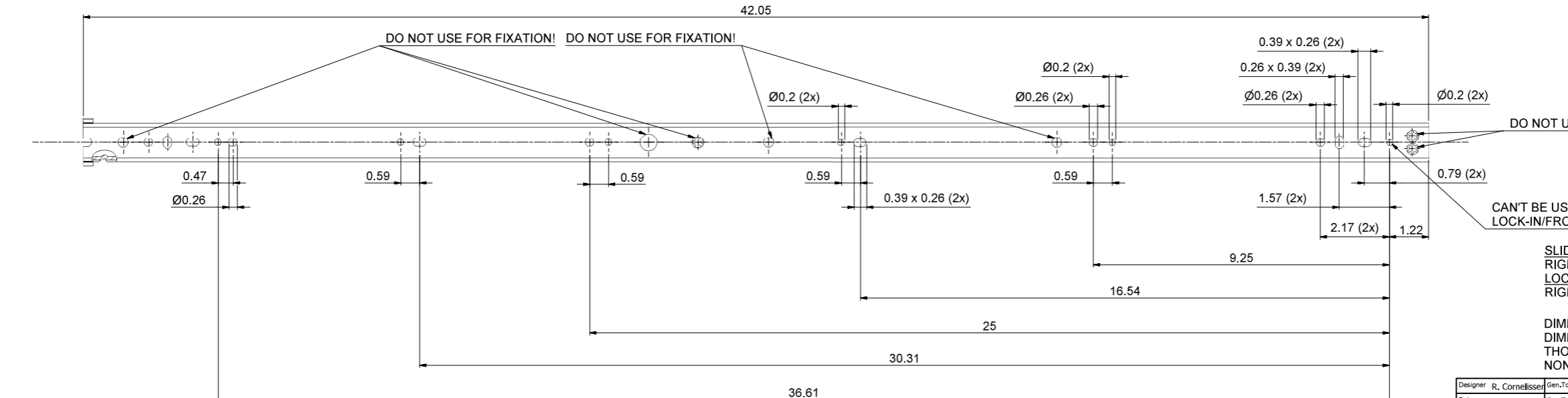
OPTION FRONT RELEASE
FOR PART NUMBER: SEE TABLE



511-14-S44-TC1



513-14-S44-TC3



FRONT

DO NOT USE FOR FIXATION!

CAN'T BE USED WITH
LOCK-IN/FRONT RELEASE

SLIDE
RIGHT HAND = LEFT HAND
LOCK-IN/FRONT-RELEASE
RIGHT HAND SIDE SHOWN, LEFT HAND SIDE IS MIRRORED

DIMENSIONS ARE CALCULATED FROM METRIC VALUES.
DIMENSIONS BETWEEN MARKS ARE GUIDE DIMENSIONS.
THOMAS REGOUT INT. B.V. RESERVES THE RIGHT TO ALTER
NON-CUSTOMER SPECIFIC SPECIFICATIONS WITHOUT NOTICE.

Designer	R. Cornelissen	Gen.Tol.Dim.	± 0,5	Third angle projection	Material
Date	11-2-2021	Gen.Tol.Angle	± 0,5		Treatment
Approver		Gen.Roughness	Ra		Draw type
Date		Units	mm/deg.	Scale	1:2
Description				Type	Model No. E000012303

TR7619 1100 / 1098 (19,1mm)

Format	A1	THOMAS REGOUT INTERNATIONAL B.V.	Item No.	114-S44	Revision	00
© THOMAS REGOUT INTERNATIONAL BV, Industrieweg 40, 6219 NR, Maastricht, The Netherlands, +31 (0)43 351 66 66 All rights are reserved.						

	STANDARD	LOCK-IN	LOCK-OUT	LOCK-IN & LOCK-OUT & FRONT-RELEASE
PART NUMBER	114S44	114S44A	114S44B	114S44D