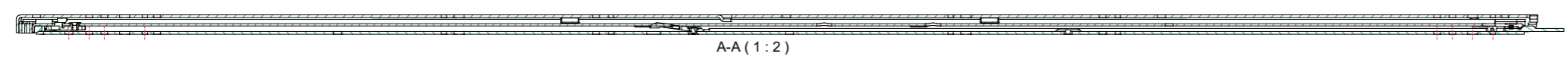
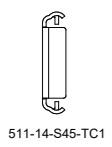
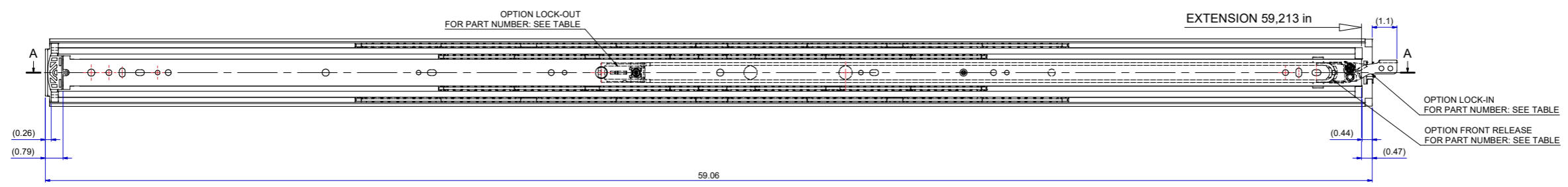
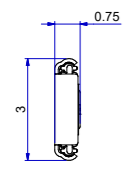


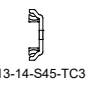
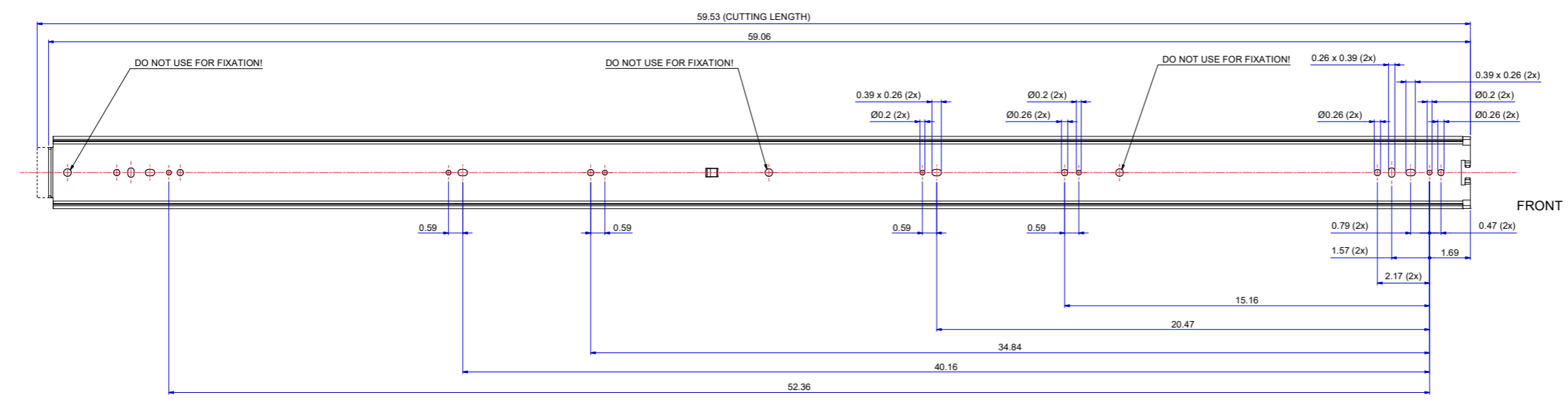
T 1-2 = 26,429 in
T 2-3 = 32,783 in



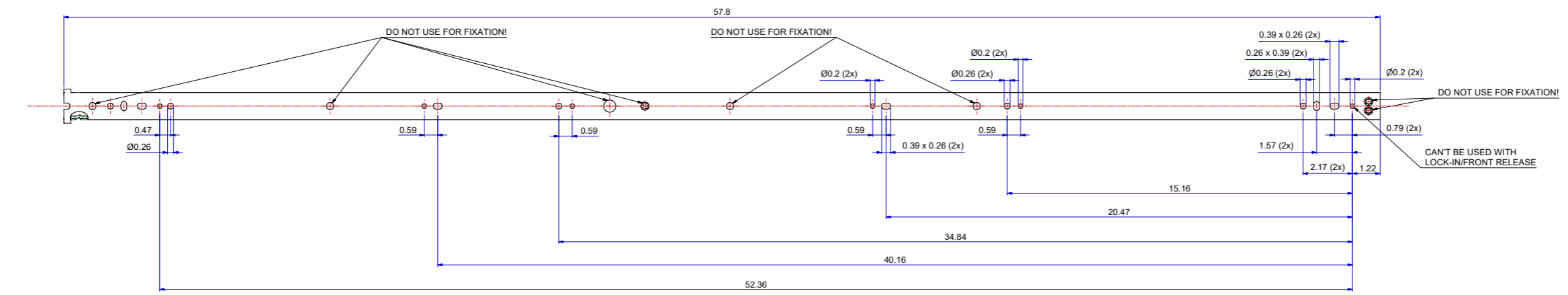
A-A (1:2)



511-14-S45-TC1



513-14-S45-TC3



SLIDE
RIGHT HAND = LEFT HAND
LOCK-IN/FRONT-RELEASE
RIGHT HAND SIDE SHOWN, LEFT HAND SIDE IS MIRRORED

DIMENSIONS ARE CALCULATED FROM METRIC VALUES.
DIMENSIONS BETWEEN MARKS ARE GUIDE DIMENSIONS.
THOMAS REGOUT INT. B.V. RESERVES THE RIGHT TO ALTER
NON-CUSTOMER SPECIFIC SPECIFICATIONS WITHOUT NOTICE.

Designer: R. Cornelissen	Gen. Tol. Dim. ± 0.5	Third angle projection	Material
Date: 11-2-2021	Gen. Tol. Angle ± 0.5		Treatment
Approver: Gen. Rougiers	Ra		Draw type: Fabrication
Date:	Units: mm/deg.	Scale: 1 : 2	Type: Model No. E000012303

Description: TR7619 1500 / 1504 (19,1mm)

Format: A0	STANDARD: 114545	LOCK-IN: 114545A	LOCK-OUT: 114545B	LOCK-IN & LOCK-OUT & FRONT-RELEASE: 114545D	Item No.: 114-S45	Revision: 00
© THOMAS REGOUT INTERNATIONAL B.V. Industrieweg 40, 6219 NR, Heerlen, The Netherlands, +31 (0)43 351 66 66 All rights are reserved.						