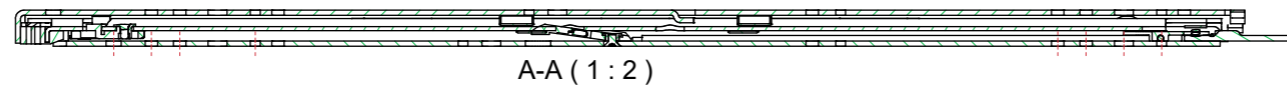
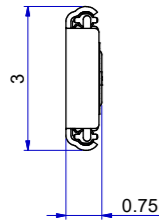
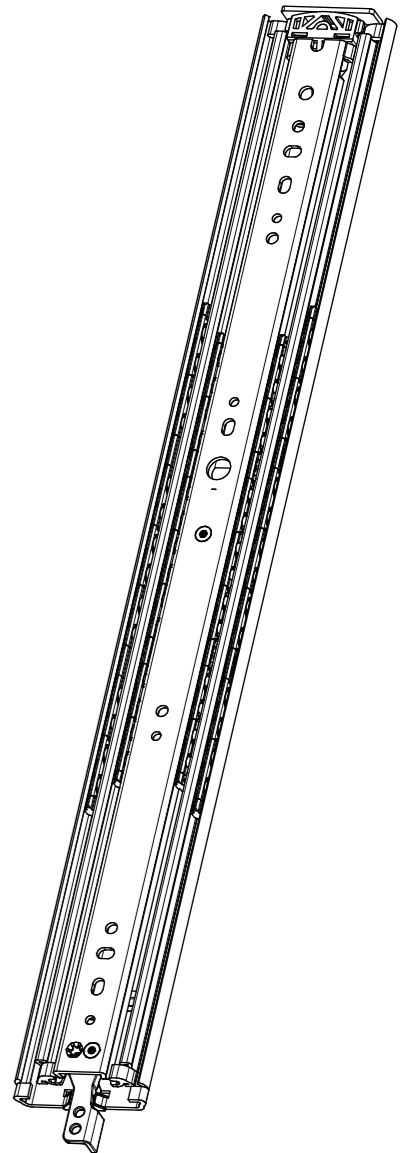
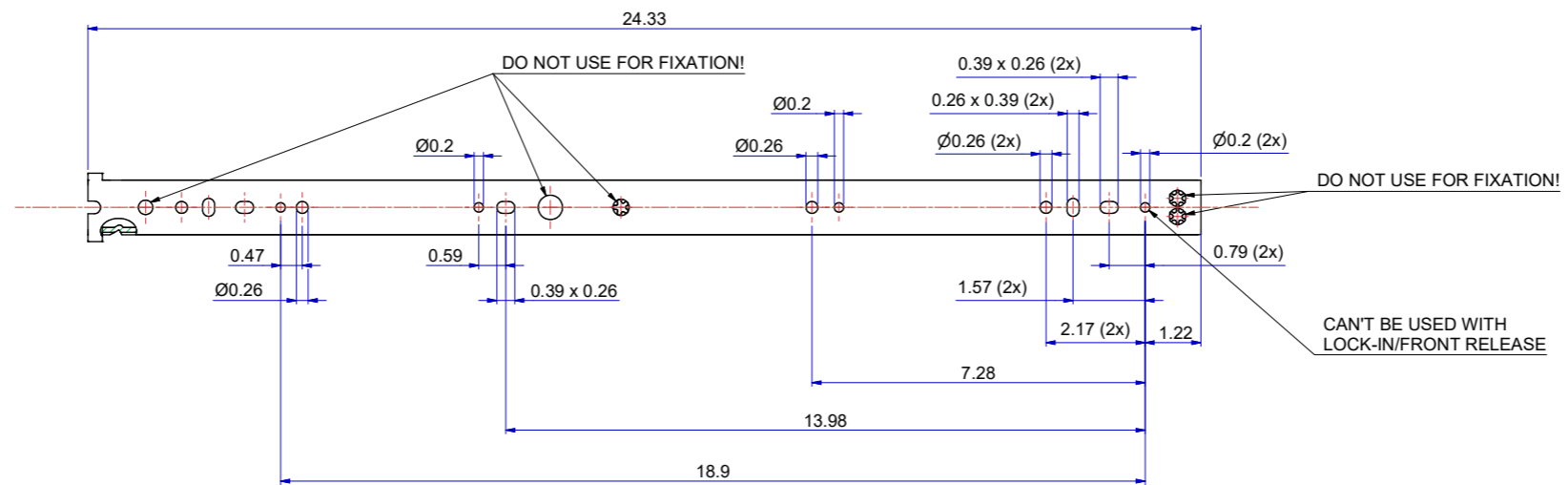
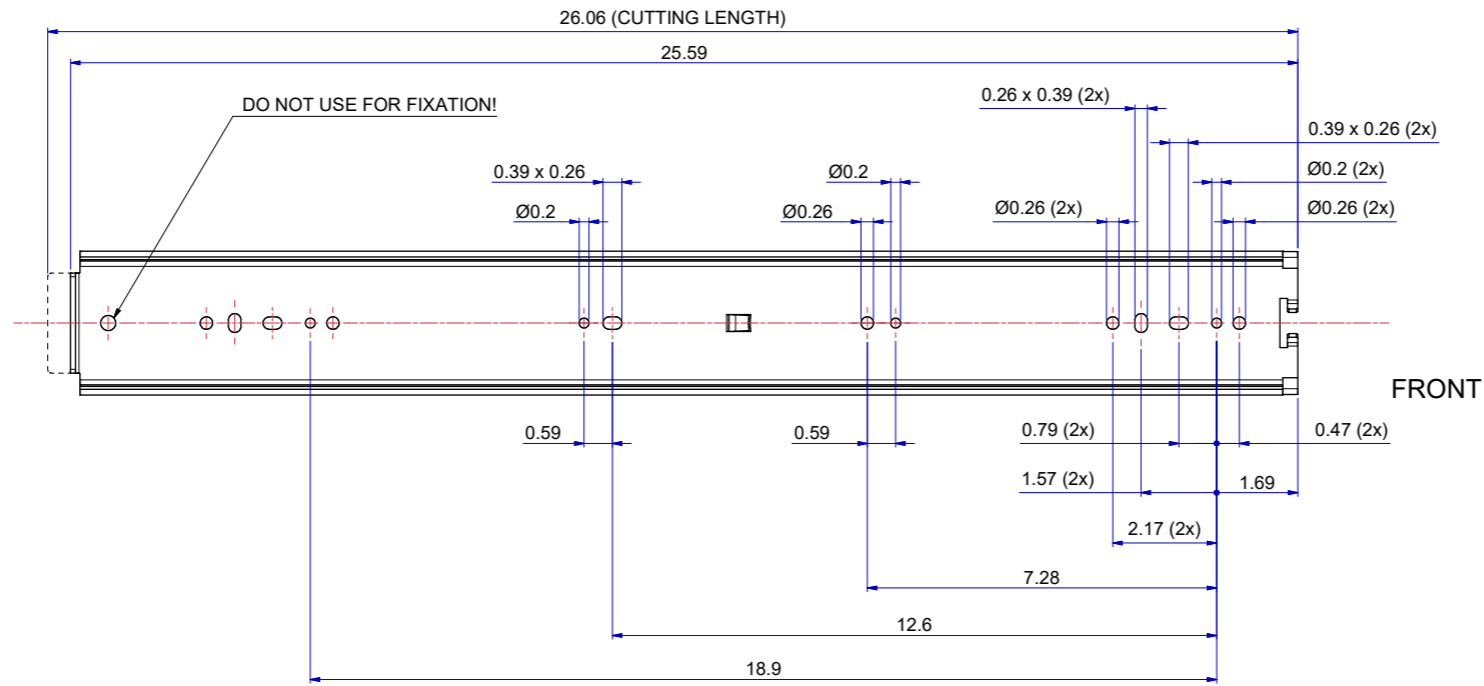
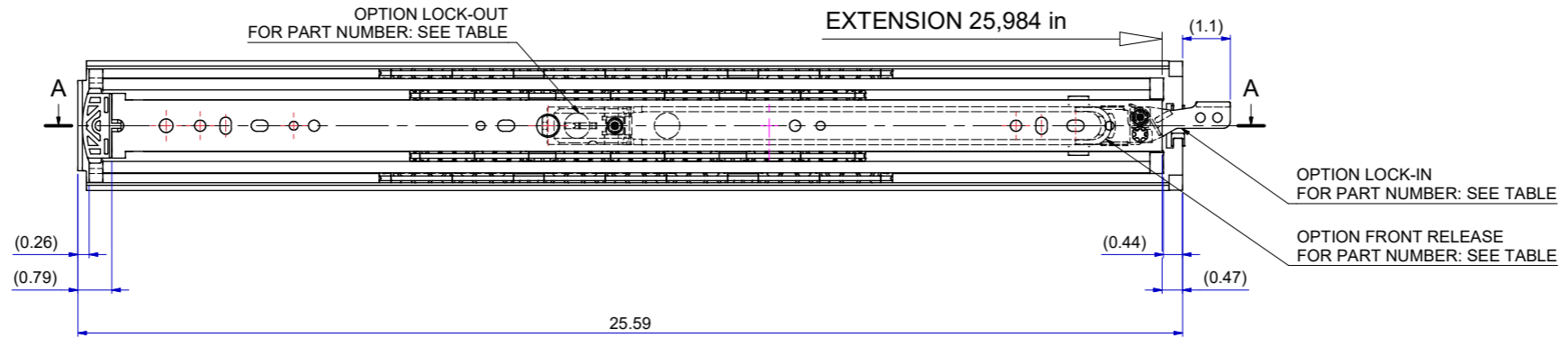


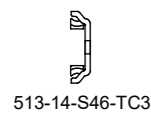
T 1-2 = 12,807 in  
T 2-3 = 13,177 in



A-A (1:2)



511-14-S46-TC1



513-14-S46-TC3

SLIDE  
RIGHT HAND = LEFT HAND  
LOCK-IN/FRONT-RELEASE  
RIGHT HAND SIDE SHOWN, LEFT HAND SIDE IS MIRRORED

DIMENSIONS ARE CALCULATED FROM METRIC VALUES.  
DIMENSIONS BETWEEN MARKS ARE GUIDE DIMENSIONS.  
THOMAS REGOUT INT. B.V. RESERVES THE RIGHT TO ALTER  
NON-CUSTOMER SPECIFIC SPECIFICATIONS WITHOUT NOTICE.

Designer R. Cornelissen	Gen.Tol.Dim. ±0.5	Third angle projection	Material
Date 11-2-2021	Gen.Tol.Angle ±0.5		Treatment
Approver	Gen.Roughness Ra		Draw type Fabrication
Date	Units mm/deg.	Scale 1:2	Type
Description		Model No. E000012303	

TR7619 650 / 660 (19,1mm)

Format A1	THOMAS REGOUT INTERNATIONAL B.V.	Item No. 114-S46	Revision 00
-----------	----------------------------------	------------------	-------------

© THOMAS REGOUT INTERNATIONAL BV, Industrieweg 40, 6219 NR, Maastricht, The Netherlands, +31 (0)43 351 66 66 All rights are reserved.

PART NUMBER	STANDARD 114S46	LOCK-IN 114S46A	LOCK-OUT 114S46B	LOCK-IN & LOCK-OUT & FRONT-RELEASE 114S46D
-------------	-----------------	-----------------	------------------	--

Released for Production